



City Street Financial Report

City Name	City Number	City Population	Fiscal Year
MUSCATINE	5330	22,886	2013

Cover Sheet

Now therefore let it be resolved that the city council of MUSCATINE, Iowa
(city name)

on 09/19/2013 did hereby approve and adopt the annual
(month/day/year)

City Street Financial Report from July 1, 2012 to June 30, 2013.
(year) (year)

Contact Information

Name	E-mail Address	Street Address	City	ZIP Code
Gregg Mandsager	gmandsagr@muscatineiowa.gov	215 Sycamore Street	Muscatine	52761-0000
Hours	Phone	Extension	Alternate Phone	
8:00 a.m. to 5:00 p.m.	(563) 264-1550	(000) 000-0100	(563) 264-1550	


Preparer Information


Name	E-mail Address	Phone	Extension
Nancy A. Lueck	nlueck@muscatineiowa.gov	(563) 264-1550	(000) 000-0110

Mayor Information

Name	E-mail Address	Street Address	City	ZIP Code
DeWaync Hopkins	mayor@muscatineiowa.gov	215 Sycamore Street	Muscatine	52761-0000
Phone	Extension			
(563) 264-1550	(000) 000-0102			

Resolution Number 92558-0913



DeWaync Hopkins
Signature Mayor


Gregg Mandsager
Signature City Clerk



Handwritten scribbles or marks, possibly initials or a signature, located in the upper right quadrant of the page.

Handwritten scribbles or marks, possibly initials or a signature, located in the middle right quadrant of the page.





City Street Financial Report

City Name	City Number	City Population	Fiscal Year
MUSCATINE	5330	22,886	2013

Summary Statement Sheet

Column 1 Column 2 Column 3 Column 4
Road Use Other Street Street Debt Totals
Tax Fund Monies

Column 1 Column 2 Column 3 Column 4
Road Use Other Street Street Debt Totals
Tax Fund Monies


Round Figures to Nearest Dollar

Round Figures to Nearest Dollar

A. BEGINNING BALANCE				
1. July 1 Balance	572,627	1,389,254	0	1,961,881
2. Adjustments (Note on Explanation Sheet)		-88,873		-88,873
3. Adjusted Balance	572,627	1,300,381	0	1,873,008
B. REVENUES				
1. Road Use Tax	2,228,951			2,228,951
2. Transfer of Jurisdictions Fund				
3. Property Taxes			1,464,513	1,464,513
4. Special Assessments				
5. Miscellaneous		928,878		928,878
6. Proceeds from Bonds, Notes, and Loans				0
7. Interest Earned		1,421		1,421
8. Total Revenues (Lines B1 thru B7)	2,228,951	930,299	1,464,513	4,623,763
C. Total Funds Available (Line A3 + Line B8)	2,801,578	2,230,680	1,464,513	6,496,771

EXPENSES				
D. Maintenance				
1. Roadway Maintenance	1,172,103	500,334		1,672,437
2. Snow and Ice Removal	232,888	37,494		270,382
E. Construction, Reconstruction and Improvements				
1. Engineering		319,852		319,852
2. Right of Way Purchased		37,486		37,486
3. Street/Bridge Construction		1,021,806		1,021,806
4. Traffic Services	94,204	1,309		95,513
F. Administration	127,626	60,898		188,524
G. Equipment (Purchased or Leased)	113,317			113,317
H. Miscellaneous				
J. Street Debt				
1. Bonds, Notes, and Loans - Principal Paid			1,232,035	1,232,035
2. Bonds, Notes and Loans - Interest Paid			232,478	232,478

TOTALS				
K. Total Expenses (Lines D thru J)	1,740,138	1,979,179	1,464,513	5,183,830
L. Ending Balance (Line C-K)	1,061,440	251,501	0	1,312,941
M. Total Funds Accounted For (K + L = C)	2,801,578	2,230,680	1,464,513	6,496,771






City Street Financial Report

City Name	City Number	City Population	Fiscal Year
MUSCATINE	5330	22,886	2013

Miscellaneous Revenues and Expenses Sheet

Code Number and Itemization of Miscellaneous Revenues (Line B5 on the Summary Statement Sheet) (See Instructions)	Column 2 Other Street Monies	Column 3 Street Debt
174 Sales Tax / Local Option	90,968	
193 Fines & Fees	59,200	
172 Labor & Services	21,887	
144 FHWA Participation (Fed. Hwy. Admin.)	75,282	
170 Reimbursements (misc.)	198,584	
182 Property or Buildings (Sale or Rent)	955	
190 Other Miscellaneous	473,235	
180 Receipts From Sales	3,791	
192 Donations	4,976	
Line B5 Totals	928,878	

Code Number and Itemization of Miscellaneous Expenses (Line H on the Summary Statement Sheet) "On street" parking expenses, street maintenance, buildings, insurance, administrative costs for printing, legal fees, bond fees etc. (See instructions)	Column 2 Other Street Monies	Column 3 Street Debt
Line H Totals		





Iowa Department of Transportation


Form 517007 (5-2012)
Office of Local Systems
Ames, IA 50010

City Street Financial Report

City Name	City Number	City Population	Fiscal Year
MUSCATINE	5330	22,886	2013

Bonds, Notes and Loans Sheet

New Bond ?	Debt Type	Debt Purpose	DOT Use Only	Issue Date	Issue Amount	% Related to Street	Year Due	Principal Balance as of 7/1 or after	Total Principal Paid	Total Interest Paid	Principal Roads	Interest Roads	Principal Balance as of 6/30
<input type="checkbox"/>	General Obligation	Street Improvements	104	06/01/2008	4,006,878	100%	2018	2,942,677	512,538	100,571	512,538	100,571	2,430,139
<input type="checkbox"/>	General Obligation	Street Improvements	106	06/01/2010	2,540,574	100%	2020	2,470,423	83,839	71,071	83,839	71,071	2,386,584
<input type="checkbox"/>	General Obligation	Street Improvements	107	06/01/2012	3,879,053	100%	2022	3,879,053	242,696	45,382	242,696	45,382	3,636,357
<input type="checkbox"/>	General Obligation	Bridge or Building	601	06/01/2006	818,721	100%	2016	392,962	392,962	15,454	392,962	15,454	0
<input checked="" type="checkbox"/>	General Obligation	Street Improvements		03/07/2013	305,278	100%	2016	305,278					305,278
New Bond Totals					305,278	305,278	Totals	9,990,393	1,232,035	232,478	1,232,035	232,478	8,758,358





City Street Financial Report

City Name	City Number	City Population	Fiscal Year
MUSCATINE	5330	22,886	2013

Project Final Costs Sheet

For construction, reconstruction, and improvement projects with costs equal to or greater than 90% of the bid threshold in effect as the beginning of the fiscal year.


Section A

Check here if there are no entries for this year

Line No.	1. Project Number	2. Estimated Cost	3. Project Type	4. Public Letting?	5. Location/Project Description (limits, length, size of structure)
1	4193	510,999	Surfaces	Yes	Harrison Street Extension
2	4184	544,652	Culvert	Yes	Cedar Street Culvert Extension
3	4186	1,078,752	Surfaces	Yes	Hershey Avenue Reconstructon

Section B

Line No.	1. Project Number	Contract Work			City Labor				13. Total
		6. Contractor Name	7. Contract Price	8. Additions/Deductions	9. Labor	10. Equipment	11. Materials	12. Overhead	
1	4193	Heuer Construction	510,999	109,848					620,847
2	4184	Sulzberger Excavating	544,652	5,423					550,075
3	4186	Sulzberger Excavating	1,078,752	140,956					1,219,708






City Street Financial Report

City Name	City Number	City Population	Fiscal Year
MUSCATINE	5330	22,886	2013

Road/Street Equipment Inventory Sheet

Check here if there are no reportable equipment

1. Local Class I.D. #	2. Model Year	3. Description	4. Purchase Cost	5. Lease Cost	/Unit	6. Rental Cost	/Unit	7. Used on Project this FY?	8. Status
172	2008	ODB Leaf Machine	21,528					No	No Change
638	2009	International Camel Flusher Truck	300,039					No	No Change
171	2006	ODB Leaf Machine	16,500					No	No Change
14	2007	Freightliner Dump Truck	74,229					No	No Change
170	2006	ODB LEaf Machine	16,500					No	No Change
6	2005	Graco Paint Machine	7,610					No	No Change
1	2000	Ingersoll Rand Air Compressor	11,495					No	No Change
2	1990	John Deere Endloader	59,200					No	No Change
15	1998	Case Endloader	86,250					No	No Change
20	2002	John Deere Grader	146,000					No	No Change
21	2000	Gehl Skidloader	19,250					No	No Change
24	2000	Sterling Street Sweeper	129,606					No	No Change
46	2000	Ingersoll Rand Vibratory Roller	19,280					No	No Change
50	2001	Sterling Dump Truck	53,042					No	No Change
53	1995	Case Backhoe	67,496					No	No Change
60	1993	Ford 1 Ton Flatbed Truck	20,425					No	No Change
66	1994	International Tandem Dump Truck	47,399					No	No Change
68	1994	Ingersoll Rand Air Compressor	11,353					No	No Change
71	1995	International Tandem Dump Truck	49,128					No	No Change
78	1997	Ford Dump Truck	39,957					No	Traded
83	1996	Cimline Concrete Saw	7,603					No	No Change
91	1998	GMC 1 Ton Flatbed Truck	23,882					No	No Change
101	2000	GMC 1 Ton Flatbed Truck	24,898					No	No Change





Iowa Department of Transportation

Form 517007 (5-2012)
Office of Local Systems
Ames, IA 50010

City Street Financial Report

City Name		City Number		City Population		Fiscal Year	
MUSCATINE		5330		22,886		2013	
1. Local Class I.D. #	2. Model Year	3. Description	4. Purchase Cost	5. Lease Cost /Unit	6. Rental Cost /Unit	7. Used on Project this FY?	8. Status
107	2000	Tarco Leaf Machine	12,650			No	No Change
108	2000	Tarco Leaf Machine	12,650			No	No Change
110	2002	Ford 1 Ton Flatbed Truck	26,748			No	No Change
114	2002	GMC Dump Truck	48,595			No	No Change
117	2004	Freightliner MuniBody	88,710			No	No Change
136	2000	GMC Dump Truck	54,019			No	No Change
153	1998	Internation Dump Truck	48,374			No	No Change
679	1997	International/Vactor Flusher Truck	181,291			No	No Change
680	1994	Case Backhoe	43,000			No	No Change
51	2007	Nissan/Elgin Whirlwind Street Sweeper	171,432			No	No Change
18	2010	John Deere Loader	145,850			No	No Change
30	2011	Case Backhoe	88,980			No	No Change
63	2012	Ford F350 Pickup Truck	34,983			No	No Change
17	2007	Dimas Husquvarna Concrete Saw	13,750			No	No Change
78	2006	Chevy One Ton Flatbed Truck	28,235			No	No Change
638	2009	Camel Flusher Truck	300,039			No	No Change
640	2010	Ford One Ton Flatbed Truck	29,300			No	No Change
78	2014	Peterbilt Dump Truck	13,750			No	New



Iowa Department of Transportation


Form 517007 (5-2012)
Office of Local Systems
Ames, IA 50010

City Street Financial Report

City Name	City Number	City Population	Fiscal Year
MUSCATINE	5330	22,886	2013

Explanation Sheet

Comments
<p>The adjustment on line 2 under "Other Street Monies" shows the transfer of funds from a TIF resurfacing project to a TIF project that is not on the street report (\$56,555.54) and a transfer from a completed prior year sewer project to a sewer reserve fund that is not on the street report (\$32,318.99).</p>





Iowa Department of Transportation


Form 517007 (5-2012)
Office of Local Systems
Ames, IA 50010

City Street Financial Report

City Name	City Number	City Population	Fiscal Year
MUSCATINE	5330	22,886	2013

Monthly Payment Sheet

Month	Road Use Tax Payments	Transfer of Jurisdictions Payments
JULY	\$160,108.05	
AUGUST	\$240,485.21	
SEPTEMBER	\$218,793.01	
OCTOBER	\$177,322.97	
NOVEMBER	\$169,080.23	
DECEMBER	\$178,748.20	
JANUARY	\$178,144.59	
FEBRUARY	\$198,546.21	
MARCH	\$249,967.70	
APRIL	\$166,840.33	
MAY	\$107,792.42	
JUNE	\$183,122.44	
Totals	\$2,228,951.36	





City Hall, 215 Sycamore St.
Muscatine, IA 52761-3899
(563) 264-1550
Fax (563) 264-0750

FINANCE & RECORDS

MEMO

To: Gregg Mandsager, City Administrator

From: Nancy A. Lueck, Finance Director

Date: September 16, 2013

Re: Annual Street Finance Report

Introduction and Background:

Annually cities in Iowa are required to complete and submit to the Iowa Department of Transportation (IDOT) the City Street Finance Report showing all street-related expenditures and related funding sources. The attached report is for the fiscal year ended June 30, 2013 and includes all of the forms required by the IDOT.

Report Highlights:

Street-related expenditures for the year totaled \$5,183,830. This includes \$4,710,823 paid from City funds and funding sources and \$473,007 of street lighting costs provided by Muscatine Power & Water. City paid expenditures include \$1,867,165 of street-related costs accounted for in the General Fund, a total of \$1,379,145 for street-related capital projects, and \$1,464,513 for debt service principal and interest on the street-related portions of outstanding bond issues.

A major funding source for street expenditures is Road Use Tax funds which totaled \$2,228,951 for the year. Federal grant funds totaled \$75,282 with \$56,232 for the Mississippi Drive Corridor Study and \$19,050 for the Hershey Street Improvement project. Local Option Sales Tax funds of \$90,968 were used for pavement management projects. Property and TIF taxes of \$1,464,513 funded the principal and interest payments due on the street portions of previous bond issues.

Recommendation:

Please include the attached resolution approving the Annual City Street Finance Report for the Fiscal Year ended June 30, 2013 on the agenda for the September 19 Council meeting. Upon its approval the report will be filed with the Iowa Department of Transportation as required. Please contact me if there are any questions.

